


TRANQUILITY® 30 DIGITAL (TE)



Features

- 1 Exclusive iGate® uses the power of 2-way communication to monitor, control and diagnose your system. It improves system life by monitoring and protecting the unit and delivers high efficiency by intelligently controlling the unit.
- 2 Optional vFlow® Variable Water Flow with Variable-Speed Internal Flow Center or Internal Modulating Valve for optimized efficiency, reliability and quicker, easier, cleaner installation.
- 3 Copeland® Ultra-Tech™ Two-Stage Scroll Compressor with dual-level isolation for ultra-quiet and high-efficiency operation.
- 4 Emerson UltraTech® Variable-Speed Communicating Fan Motor with soft start and constant CFM control.
- 5 Tin-Plated Copper Tube with aluminum fin (064–072) and micro-channel air coils (026–049) for higher reliability.

The Tranquility® 30 Packaged Geothermal Heat Pump delivers the ULTIMATE in efficiency (29.6 EER and 5.0 COP*). Comfort, reliability and serviceability is intelligently driven by iGate®, the industry's first two-way communicating controls. Two-stage compressor, variable-speed fan and industry-first vFlow® delivers reliable operation, lower operating cost and compact installation.

Tranquility® 30 automatically adjusts to provide optimal and consistent indoor air temperatures and humidity. Designed for both new construction and retrofit applications, the narrow cabinet design allows for easy movement through doorways, crawl spaces and attic access.

* Rated at Ground Loop Conditions ISO 13256-1

- 6 Foil-Faced Insulation in the blower section and fully insulated compressor section conform to ASHRAE 62 specifications.
- 7 Two-inch high-efficiency MERV 11 Filter (standard) or EarthPure® Air Cleaner for high quality indoor air (optional).
- 8 Two-Section Swing-out Control Box design for easier service access.
- 9 Refrigerant Schrader Ports behind front access panel for easy service access.
- 10 Water Schrader Ports located on corner post for easy troubleshooting.
- 11 Heavy Gauge Galvanized Steel Cabinet with powder-coated finish and stainless steel front panels.

Application Flexibility

- Five capacities 026, 038, 049, 064 and 072.
- iGate®—Monitor, control and diagnose digitally from the thermostat.
- vFlow®—Connect geo source directly to the loop.
- Ground loop, ground water and water loop applications.
- Internal electric heat unit (optional) designed for easy field construction.
- Optional Secure Start™ can expand the life of your unit by reducing start up current and protecting the compressor from low-voltage sags.
- Optional Service Disconnect Switch located on the front panel for easy service access.
- Optional Warranty—Extend labor allowance from the standard 5 years to 10 years.

CLIMATEMASTER® GEOTHERMAL HEATING AND COOLING

DECLARE YOUR PERSONAL ENERGY INDEPENDENCE

Tranquility® 30 Digital (TE)

Performance and Specifications

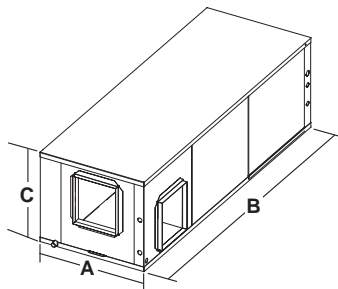
Tranquility® TE ISO Ratings

AHRI/ISO/ASHRAE 13256-1

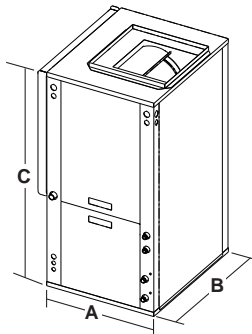
Model	Capacity Modulation	Water Loop Heat Pump				Ground Water Heat Pump				Ground Loop Heat Pump			
		Cooling 86°F		Heating 68°F		Cooling 59°F		Heating 50°F		Cooling Full Load 77°F Part Load 68°F		Heating Full Load 32°F Part Load 41°F	
		Capacity Btuh	EER Btuh/W	Capacity Btuh	COP	Capacity Btuh	EER Btuh/W	Capacity Btuh	COP	Capacity Btuh	EER Btuh/W	Capacity Btuh	COP
TE026	Part	19,200	19.8	23,600	7.0	22,000	34.1	19,000	5.4	20,800	28.0	16,800	5.0
	Full	25,000	17.4	31,400	6.0	28,500	26.4	25,800	5.1	26,000	19.9	20,200	4.1
TE038	Part	27,400	20.1	32,600	6.5	30,700	34.4	27,300	5.5	29,700	29.6	23,800	4.8
	Full	37,700	17.9	45,700	5.8	42,100	26.1	37,900	5.2	39,000	20.3	29,700	4.4
TE049	Part	36,300	18.8	42,200	6.1	41,800	32.9	34,800	5.0	39,100	27.4	29,800	4.4
	Full	48,600	16.8	56,700	5.1	55,000	25.3	46,800	4.6	49,600	19.3	36,400	4.0
TE064	Part	46,300	18.7	54,700	6.0	53,100	32.4	44,000	5.0	51,200	26.7	38,100	4.4
	Full	61,500	16.2	77,400	5.4	71,500	24.4	63,200	4.8	66,200	18.8	48,700	3.9
TE072	Part	53,000	16.8	64,600	5.2	60,800	28.6	53,200	4.5	58,100	23.2	46,000	3.9
	Full	68,300	15.1	85,300	4.8	77,700	22.5	71,400	4.4	71,700	16.9	55,800	3.7

Dimensional Data

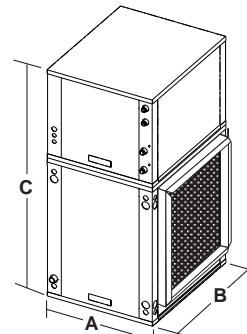
Horizontal Model		Overall Cabinet			Vertical Upflow Model		Overall Cabinet			Vertical Downflow Model		Overall Cabinet		
		A Width	B Depth	C Height			A Width	B Depth	C Height			A Width	B Depth	C Height
TE026	in	22.4	62.2	19.3	TE026	in	22.4	25.6	48.5	TE026	in	22.4	25.6	52.5
TE038	in	25.4	71.2	21.3	TE038	in	25.4	30.6	50.5	TE038	in	25.4	30.6	54.5
TE049	in	25.4	76.2	21.3	TE049	in	25.4	30.6	54.5	TE049	in	25.4	30.6	58.5
TE064	in	25.4	81.2	21.3	TE064	in	25.4	30.6	58.5	TE064	in	25.4	30.6	62.5
TE072	in	25.4	81.2	21.3	TE072	in	25.4	30.6	58.5	TE072	in	25.4	30.6	62.5



Horizontal Model



Vertical Upflow Model



Vertical Downflow Model



7300 S.W. 44th Street
Oklahoma City, OK 73179

Phone: 405-745-6000

Fax: 405-745-6058

climatemaster.com | cmdealernet.com



ClimateMaster works continually to improve its products. As a result, the design and specifications of each product at the time for order may be changed without notice and may not be as described herein. For specific information on the current design and specifications go to cmdealernet.com. Statements and other information contained herein are not express warranties and do not form the basis of any bargain between the parties, but are merely ClimateMaster's opinion or commendation of its products.

Engineered and Assembled in the USA